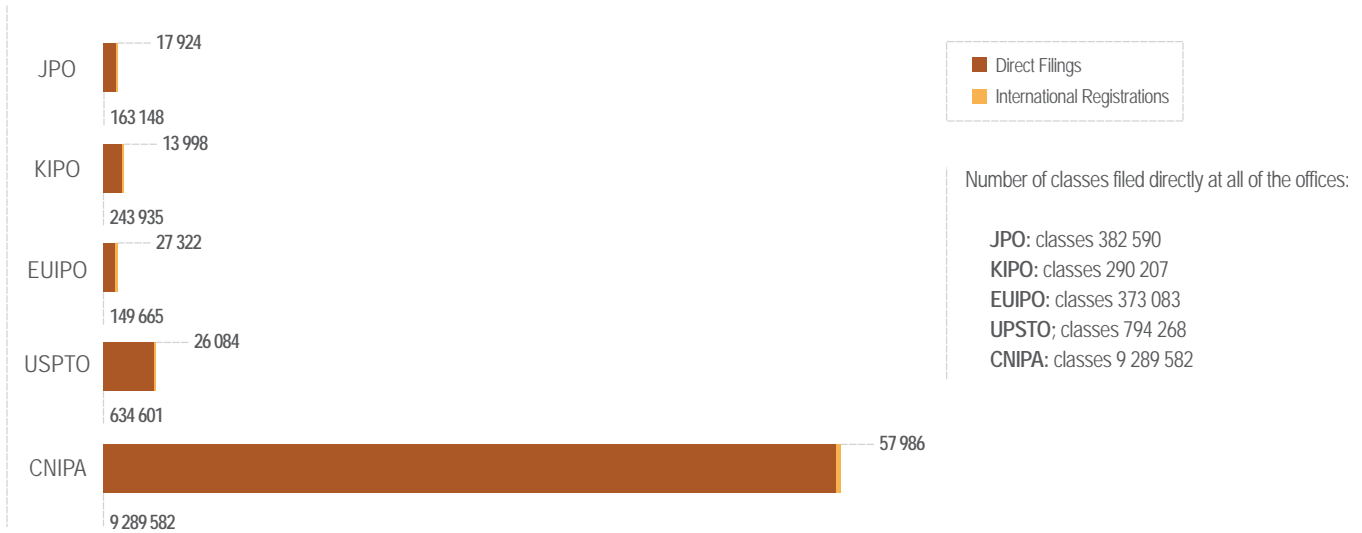

2020

TM5

Common
Statistical
Indicators

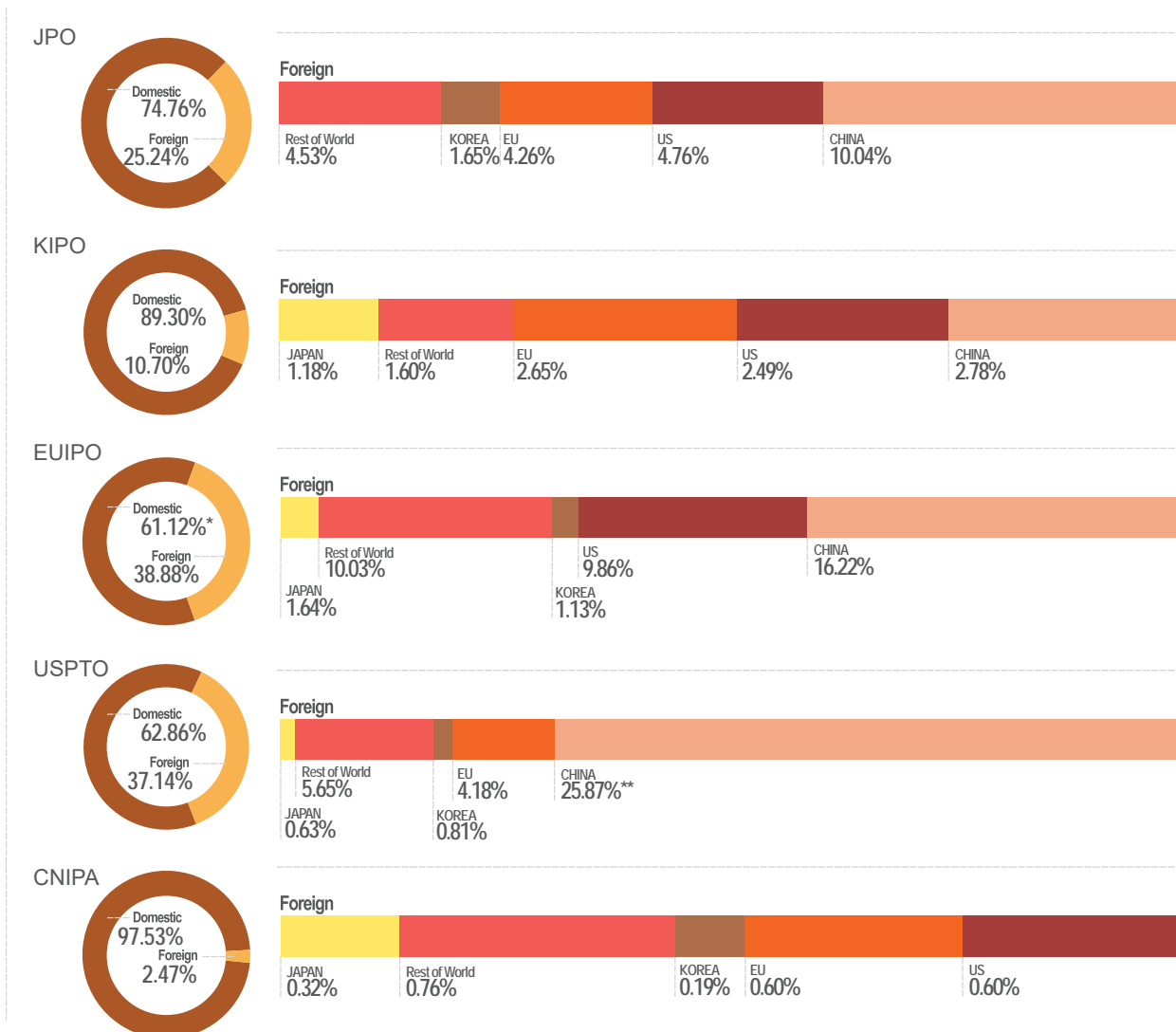


Trade mark filings



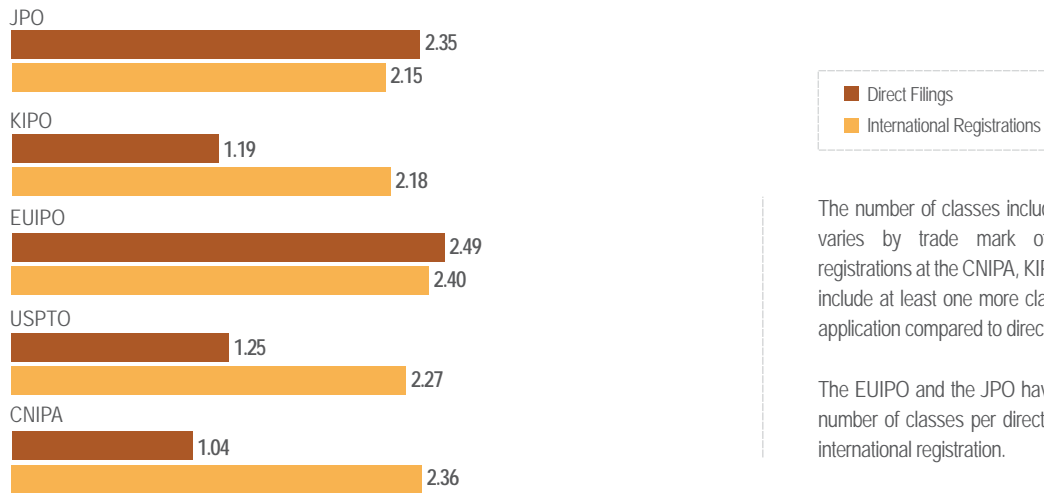
Trade mark application by origin

This overview shows the source of trade mark applications within each Partner office. Applications not filed by owners in the domestic market are split by filings coming from the Partner countries or those filed by owners located from other parts of the world (Rest of World).



*European Union
**excludes Hong Kong & Macau

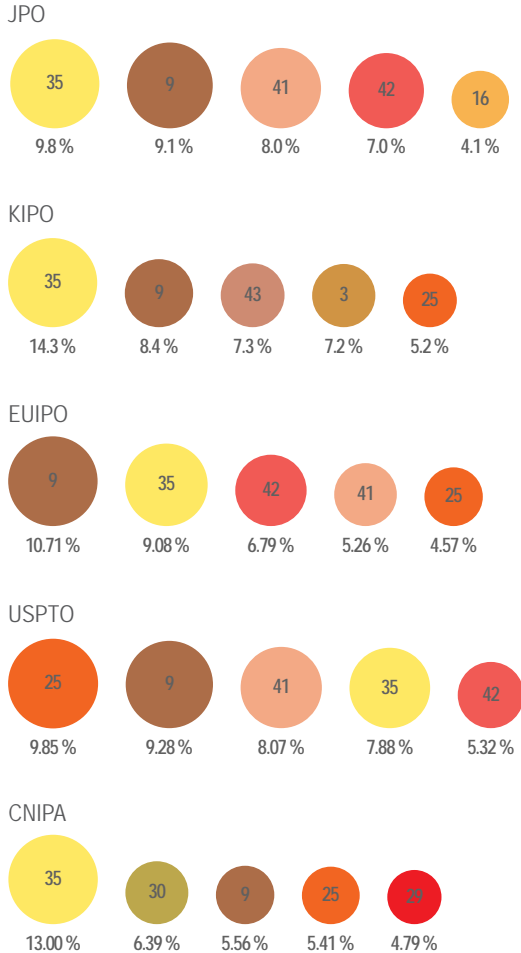
Average number of classes per application



The number of classes included per application varies by trade mark office. International registrations at the CNIPA, KIPO and the USPTO include at least one more class on average per application compared to direct filings.

The EUIPO and the JPO have nearly the same number of classes per direct application as per international registration.

Top 5 classes applied for during the relevant period*





Trade marks registered



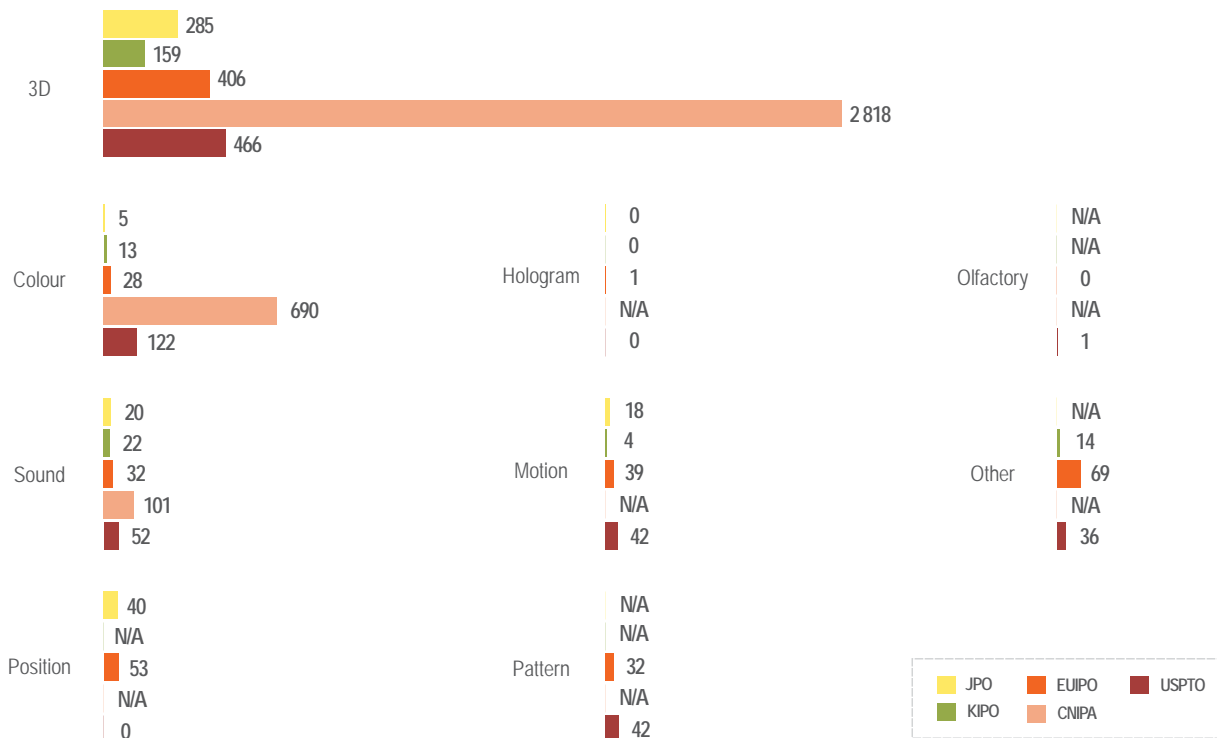
The above overview shows the number of trade marks accepted and registered by each office during 2020, independently of the year of filing. Renewals are excluded.

Trade marks in force



The number of trade marks in force represent all valid registered trade marks. Valid means any trade mark which has not expired and which has not been cancelled or invalidated.

Non-traditional trade marks filed in 2020




Oppositions filed in 2020



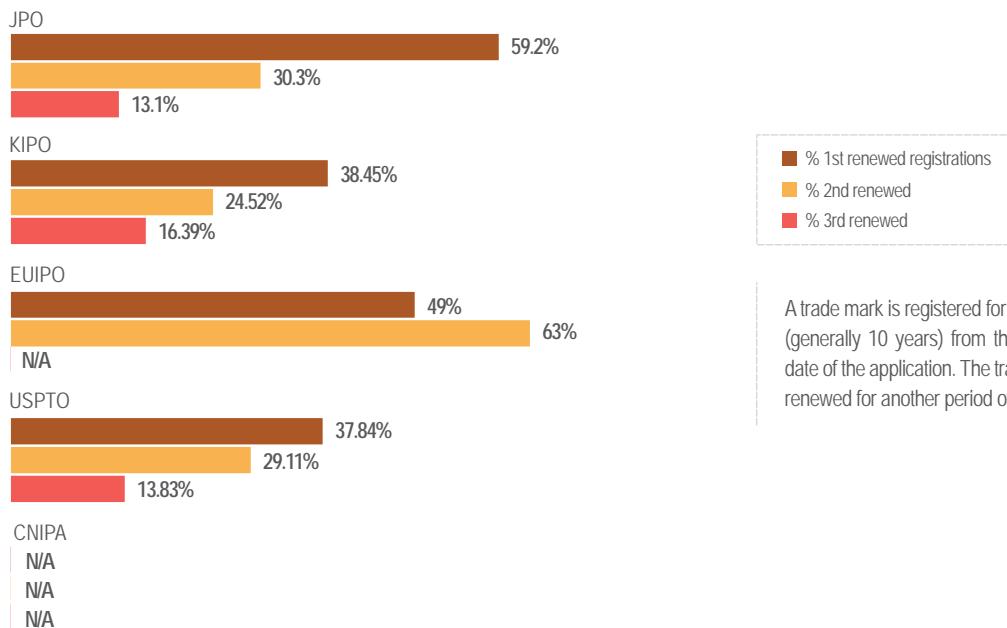
An opposition notice can be filed upon publication or registration of a trade mark application. The oppositions filed are the total number of opposition notices received with respect to direct and international filings during the year 2020.

Opposition files closed



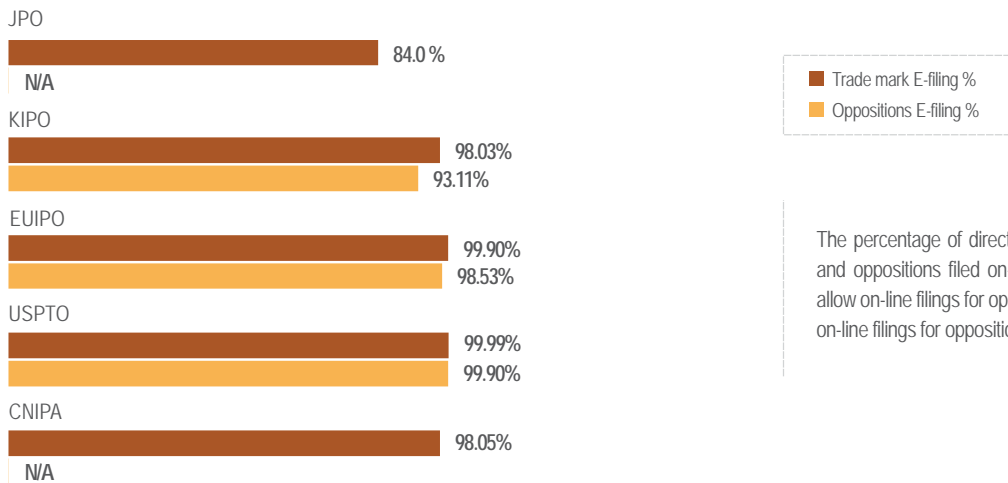
At the EUIPO and the USPTO, oppositions are predominantly closed without a decision on the substance, while at the CNIPA, the JPO and KIPO a decision is delivered in most cases.

Renewal rates



A trade mark is registered for a given period of time (generally 10 years) from the filing or registration date of the application. The trade mark may then be renewed for another period of time.

E-filing %



The percentage of direct trade mark applications and oppositions filed on-line. The JPO does not allow on-line filings for oppositions. CNIPA accepts on-line filings for oppositions since the end of 2020.

Time from receipt of applications to first action and to registration (without oppositions)

Country	Time from receipt of application (direct filings) to registration (without oppositions)	Time from reception of application to first action		
		(All filings)	(direct filings)	(IR filings)
JPO	10.9 months	10.2 months	9.8 months	13.5 months
KIPO	12.5 months	8.9 months	8.7 months	10.4 months
EUIPO	0.95 months	0.56 months	0.56 months	0.56 months
USPTO	9.8 months	3.9 months	not tracked	not tracked
CNIPA	4 months	N/A	N/A	N/A

Elapsed time from the date of filing to the date of registration for all applications whose registration took place during the relevant period. (Average).

Time to take a decision on substance in opposition

Country	Time to take a decision on substance in opposition
JPO	8.6 months
KIPO	9.2 months
EUIPO	2.2 months
USPTO	3.2 months
CNIPA	14 months

Elapsed time from the date of ready for decision of an opposition to the date the decision settling the case is actually notified to the parties, for all decisions notified during the relevant period. (Average).

Fee structure

	Fee for filing an application	Fee for registration	Fee for filing an opposition
JPO	¥ 3,400 + ¥ 8,600 per class	¥ 28,200 per class	¥ 3,000 + ¥ 8,000 per class
KIPO	¥ 72,000 (paper filing) ¥ 62,000 (e-filing) per class Additional fee for designations in excess of 20: ¥ 2,000 each	¥ 211,000 per class Additional fee for designations in excess of 20: ¥ 2,000 each	¥ 50,000 per class
EUIPO	850€ e-filing (one class). 1000€ filing through mail (one class).	0€	320€ (independent of number of classes)
USPTO	\$600/class (paper) \$400/class (designation of international reg.) \$275/class (standard e-filing) \$225/class (discounted e-filing)	\$0	\$400/class
CNIPA	¥ 300 paper filing (one class) ¥ 270 e-filing (one class)	¥ 0	¥ 500 (one class) ¥ 450 e-filing (one class)

(*)

Class 3: Non-medicated cosmetics and toiletry preparations; non-medicated dentifrices; perfumery, essential oils; bleaching preparations and other substances for laundry use; cleaning, polishing, scouring and abrasive preparations.

Class 9: Scientific, research, navigation, surveying, photographic, cinematographic, audiovisual, optical, weighing, measuring, signalling, detecting, testing, inspecting, life-saving and teaching apparatus and instruments; apparatus and instruments for conducting, switching, transforming, accumulating, regulating or controlling the distribution or use of electricity; apparatus and instruments for recording, transmitting, reproducing or processing sound, images or data; recorded and downloadable media, computer software, blank digital or analogue recording and storage media; mechanisms for coin-operated apparatus; cash registers, calculating devices; computers and computer peripheral devices; diving suits, divers' masks, ear plugs for divers, nose clips for divers and swimmers, gloves for divers, breathing apparatus for underwater swimming; fire-extinguishing apparatus.

Class 16: Paper and cardboard; printed matter; bookbinding material; photographs; stationery and office requisites, except furniture; adhesives for stationery or household purposes; drawing materials and materials for artists; paintbrushes; instructional and teaching materials; plastic sheets, films and bags for wrapping and packaging; printers' type, printing blocks.

Class 25: Clothing, footwear, headwear.

Class 29: Meat, fish, poultry and game; meat extracts; preserved, frozen, dried and cooked fruits and vegetables; jellies, jams, compotes; eggs; milk, cheese, butter, yogurt and other milk products; oils and fats for food.

Class 30: Coffee, tea, cocoa and artificial coffee; rice, pasta and noodles; tapioca and sago; flour and preparations made from cereals; bread, pastries and confectionery; chocolate; ice cream, sorbets and other edible ices; sugar, honey, treacle; yeast, baking-powder; salt, seasonings, spices, preserved herbs; vinegar, sauces and other condiments; ice (frozen water).

Class 35: Advertising; business management, organization and administration; office functions.

Class 41: Education; providing of training; entertainment; sporting and cultural activities.

Class 42: Scientific and technological services and research and design relating thereto; industrial analysis, industrial research and industrial design services; quality control and authentication services; design and development of computer hardware and software.

Class 43: Services for providing food and drink; temporary accommodation.

TM5

Common
Statistical
Indicators

2020

