


2016

TM5 | Common Statistical Indicators



Trademark filings

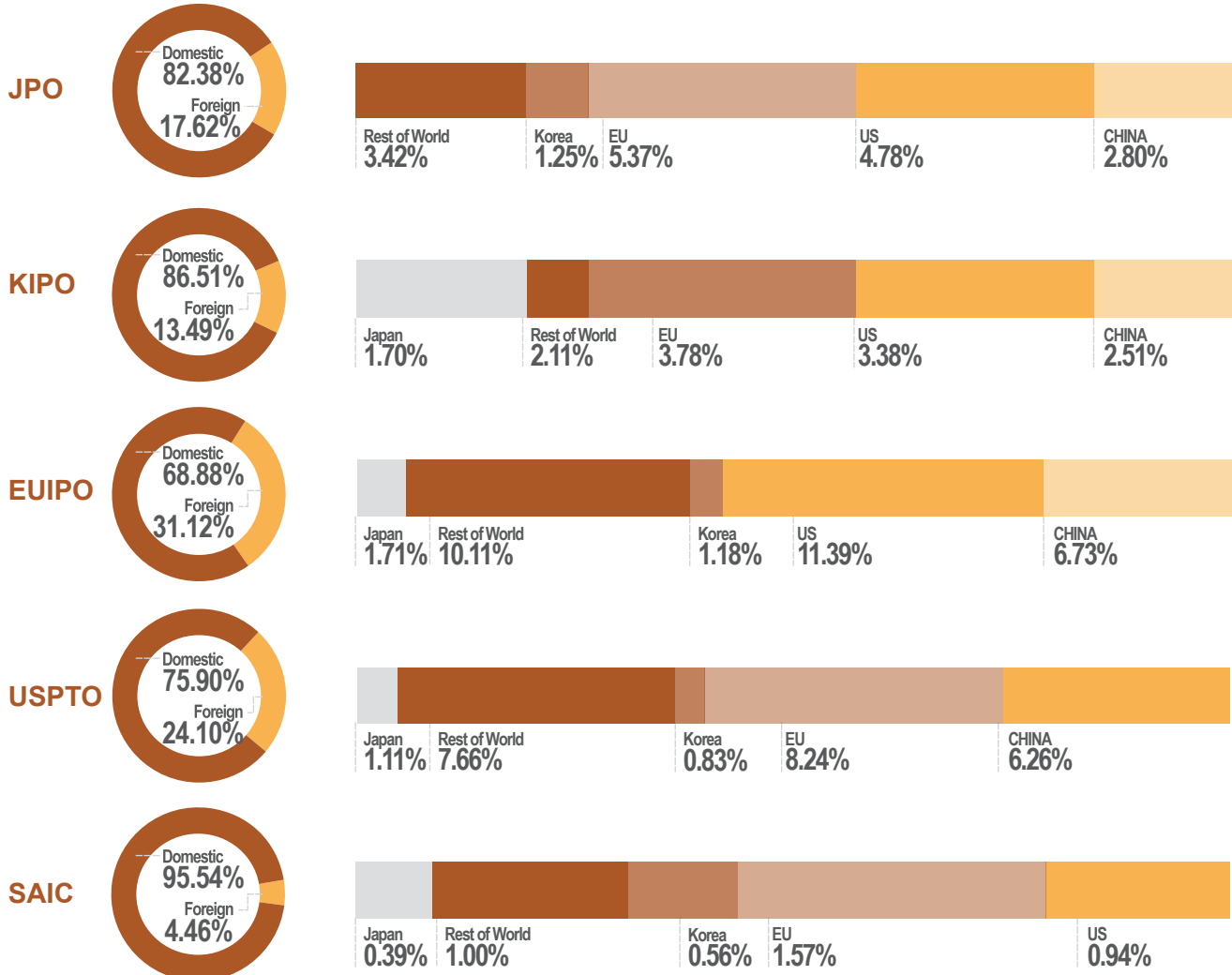


Between 84% and 95% filings are done directly at the offices. When we looked at the number of classes filed directly all the offices, the picture looks like this:

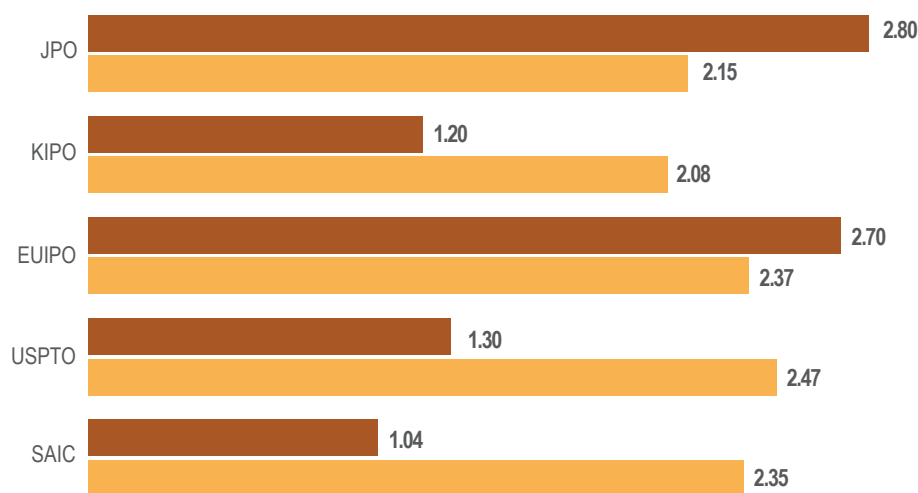
- JPO: classes 444 520
- KIPO: classes N/A
- EUIPO: classes 359 251
- USPTO: classes 532 772
- SAIC: N/A

Trademark application by origin

This overview shows where the major part of the applications come from. The filings that are not filed by owners of the domestic market are split by filings coming from the partner countries or those filed by owners located from other parts of the world.



Average number of classes per application



■ Direct Filings
■ International Registrations


A difference can be observed by trademark office by the number of classes included per application. The international registrations related to JPO, KIPO and USPTO have on average more classes included in each application. EUIPO has slightly more classes included per direct application than compared to International registrations.

Trademarks registered



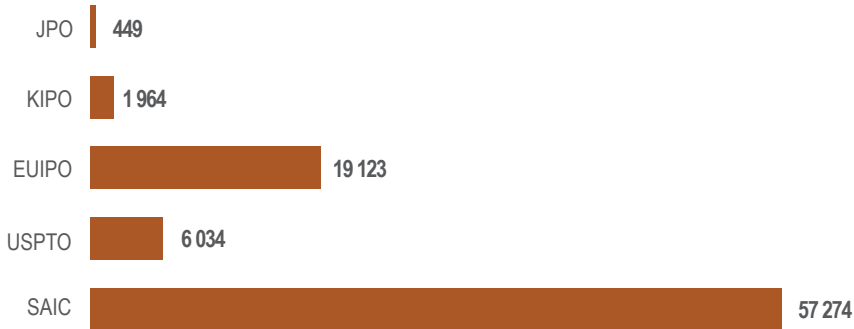
The following overview shows the number of trademarks accepted and registered by each office during Year 2016, independently of the year of filing. Renewal registrations are excluded

Trademarks in force



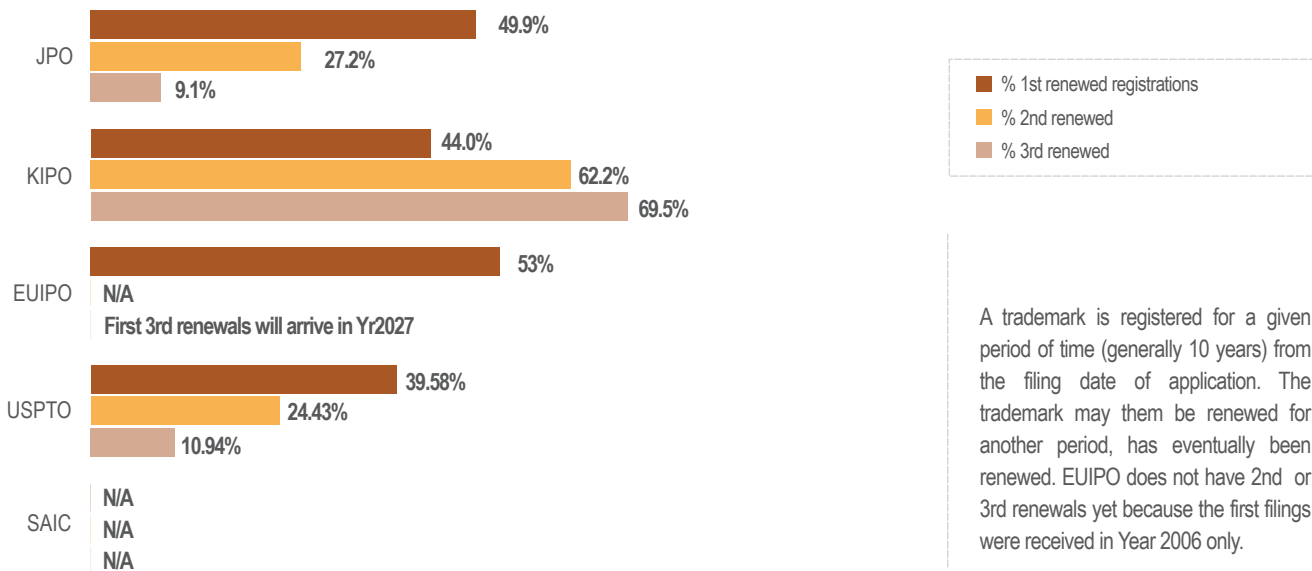
The number of trademarks in force represent all valid registered trademarks. Valid means those not being expired, cancelled or invalidated

Oppositions files



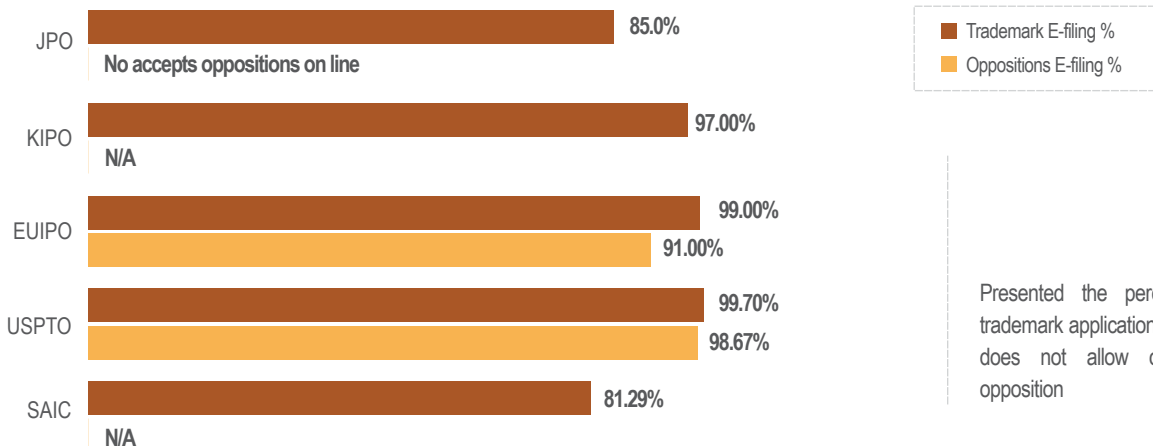
Upon publication or registration of trademark application, a proprietor of an earlier trademark may file an opposition notice. The oppositions lodged are the total number of opposition notices received during the Year 2016.

Renewal rates



A trademark is registered for a given period of time (generally 10 years) from the filing date of application. The trademark may then be renewed for another period, has eventually been renewed. EUIPO does not have 2nd or 3rd renewals yet because the first filings were received in Year 2006 only.

E-filing %



Presented the percentage of direct trademark applications filed on-line. JPO does not allow on-line filings for opposition



TM5 | Common
Statistical
Indicators

2015