

2019

TM5 | Common Statistical Indicators



Trade mark filings

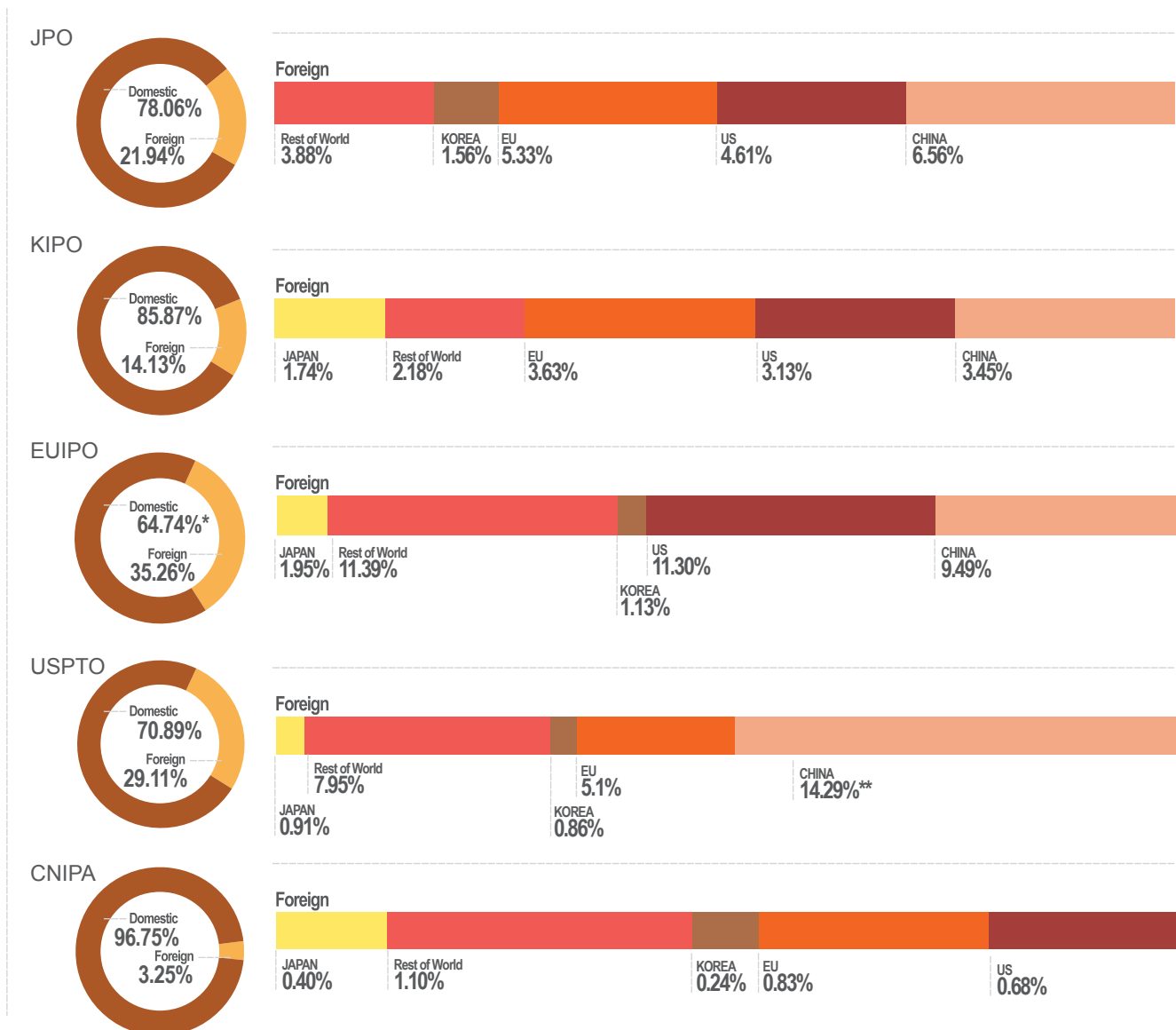


Number of classes filed directly all the offices:

- JPO:** classes 549 459
- KIPO:** classes 288 384
- EUIPO:** classes 411 026
- USPTO:** classes 673 918
- CNIPA:** 7 837 441

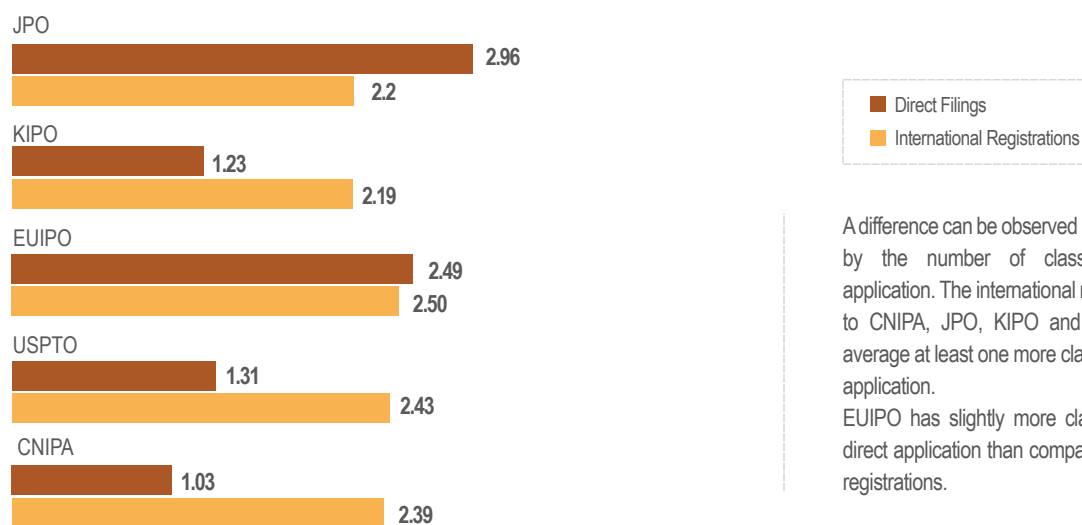
Trade mark application by origin

This overview shows where the major part of trade mark applications come from. The filings that are not filed by owners of the domestic market are split by filings coming from the partner countries or those filed by owners located from other parts of the world.




*European Union
**excludes Hong Kong & Macau

Average number of classes per application




A difference can be observed by trade mark office by the number of classes included per application. The international registrations related to CNIPA, JPO, KIPO and USPTO have on average at least one more class included in each application. EUIPO has slightly more classes included per direct application than compared to International registrations.

Trade marks registered



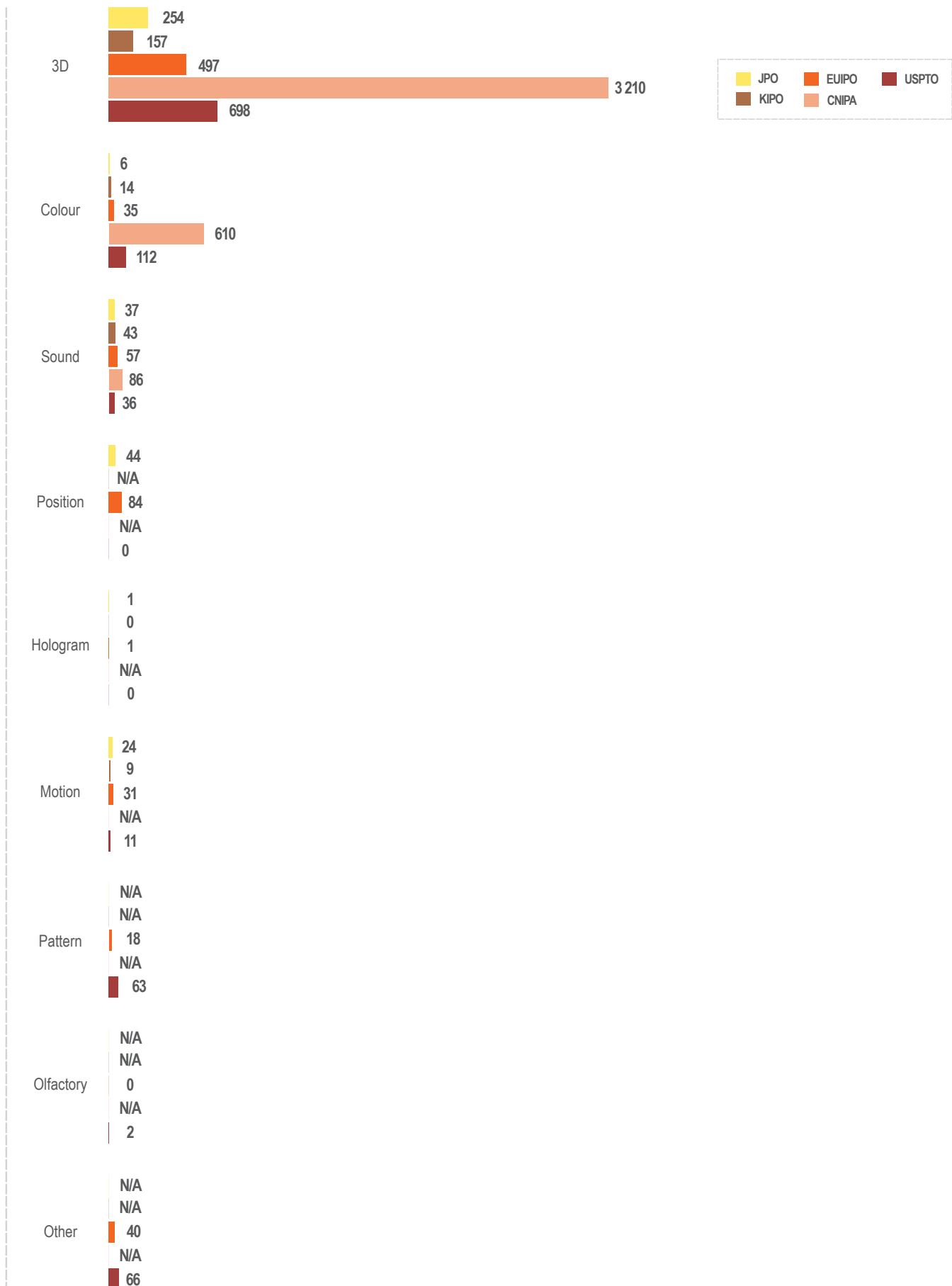
The following overview shows the number of trade marks accepted and registered by each office during Year 2019, independently of the year of filing. Renewal registrations are excluded.

Trade marks in force




The number of trade marks in force represent all valid registered trade marks. Valid means those not being expired, cancelled or invalidated.

Non-traditional trade marks

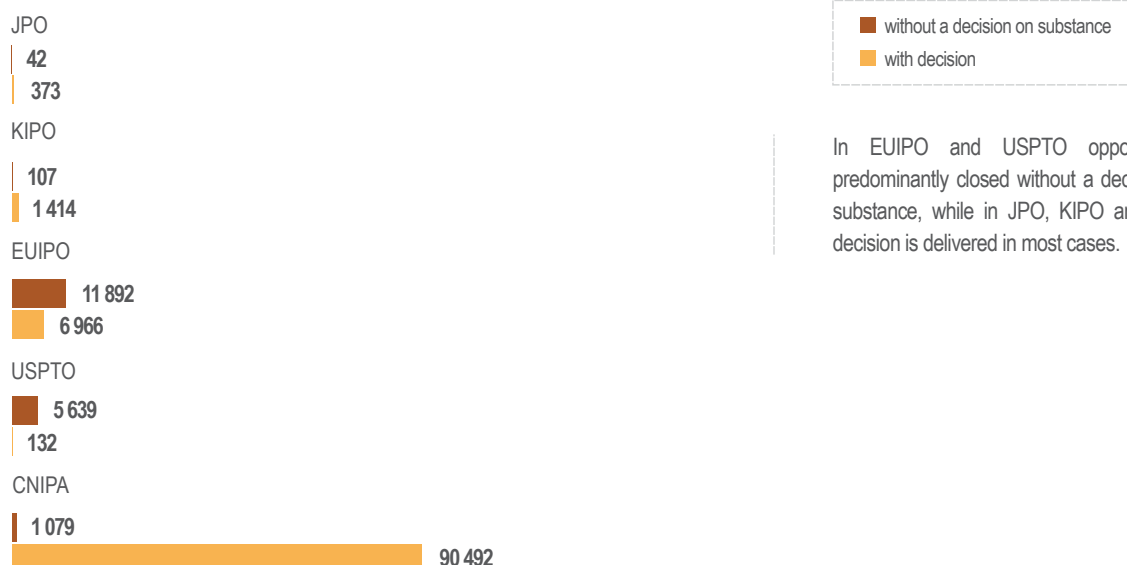


Oppositions files



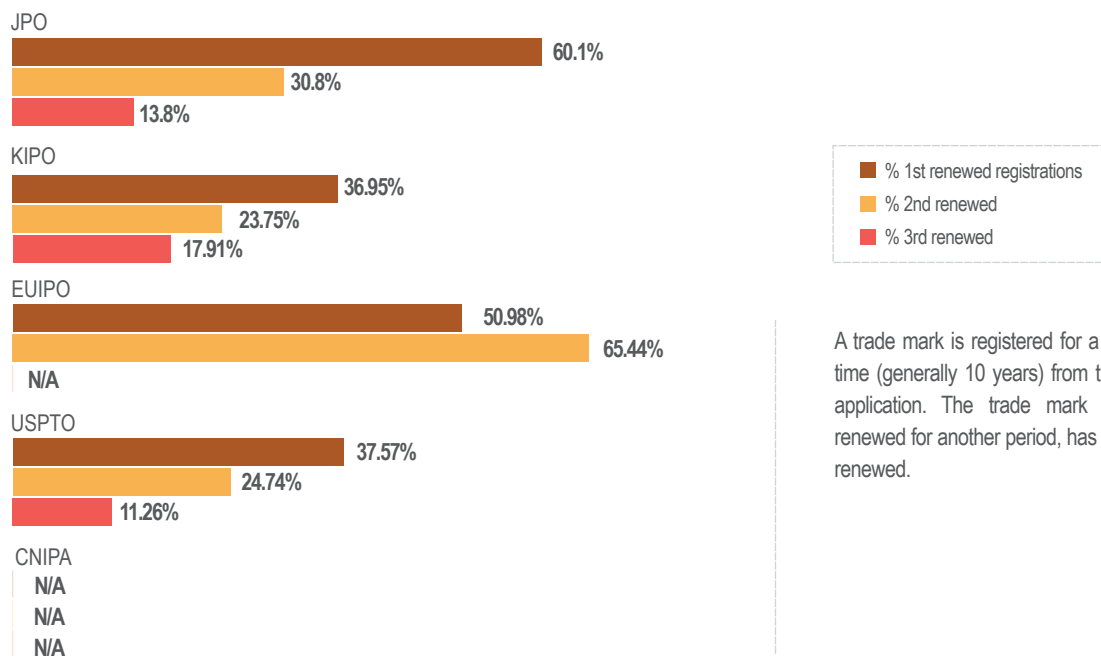
Upon publication or registration of trade mark application, a proprietor of an earlier trade mark may file an opposition notice. The oppositions lodged are the total number of opposition notices received during the Year 2019.

Opposition files closed



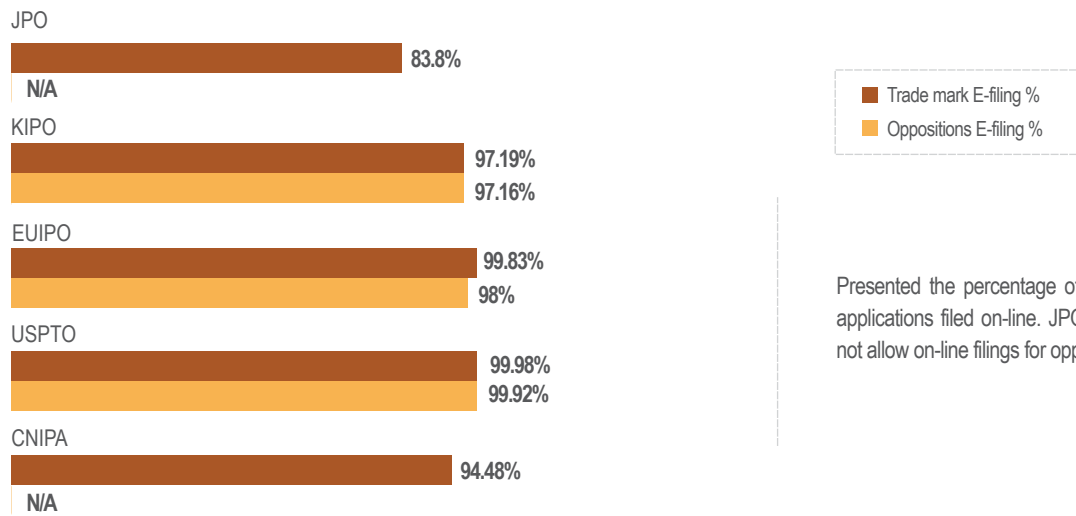
In EUIPO and USPTO oppositions are predominantly closed without a decision on the substance, while in JPO, KIPO and CNIPA a decision is delivered in most cases.

Renewal rates



A trade mark is registered for a given period of time (generally 10 years) from the filing date of application. The trade mark may then be renewed for another period, has eventually been renewed.

E-filing %



Presented the percentage of direct trade mark applications filed on-line. JPO and CNIPA does not allow on-line filings for opposition

Time from reception of application (direct filings) to registration (without oppositions)

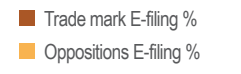
Country	Time from reception of application (direct filings) to registration (without oppositions)	Time from reception of application to first action		
		(All filings)	(direct filings)	(IR filings)
JPO	10.3 months	9.5 months	9.3 months	10.9 months
KIPO	10.5 months	6.8 months	6.5 months	15.5 months
EUIPO	29.89 days	22 days	22 days	16 days
USPTO	9.4 months	2.8 months	not tracked	not tracked
CNIPA	4.5 months	N/A	N/A	N/A



Elapsed time from the date of filing to the date of registration for all applications whose registration was done during the relevant period. (average, without search reports)

Time to take a decision on substance in opposition

Country	Time to take a decision on substance in opposition
JPO	8.9 months
KIPO	8.51 months
EUIPO	79 days
USPTO	19.0 weeks
CNIPA	12 month



Elapsed time from the date of ready for decision of an opposition to the date the decision settling the case is actually notified to the parties for all decisions notified during the relevant period. (average)

Fee structure

	Fee for filing an application	Fee for registration	Fee for filling an opposition
JPO	¥ 3,400 + ¥ 8,600 per class		
KIPO	¥ 72,000 (paper filing) ¥ 62,000 (e-filing) per class Additional fee for designations in excess of 20: ¥ 2,000 each	¥ 211,000 per class Additional fee for designations in excess of 20: ¥ 2,000 each	¥ 50,000 per class
EUIPO	850€ e-filing (one class). 1000€ filing through fax, mail (one class).	0€	320€ (independent n° of classes)
USPTO	\$600.00/class (paper) \$400.00/class (TEAS) \$275.00/class (TEAS RF) \$225.00/class (TEAS +)	\$0	\$400.00/class
CNIPA	¥ 300 paper filing (one class) ¥ 270 e-filing (one class)	¥ 0	¥ 500 (one class) ¥ 450 e-filing (one class) to be opened

TM5

Common
Statistical
Indicators

2019

